



Christchurch & District Scout Council

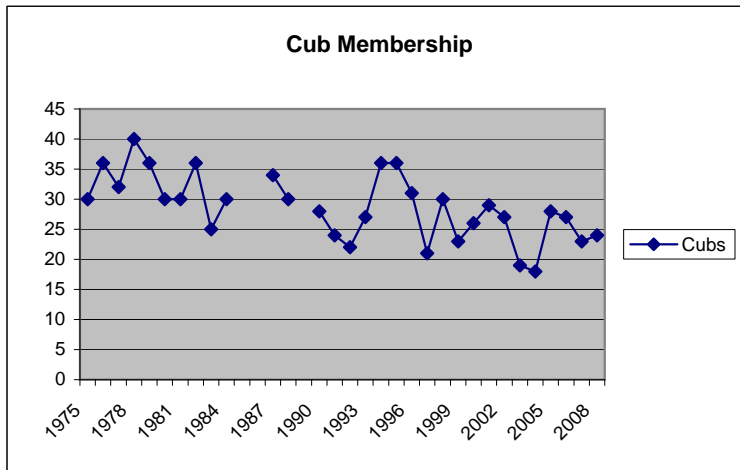
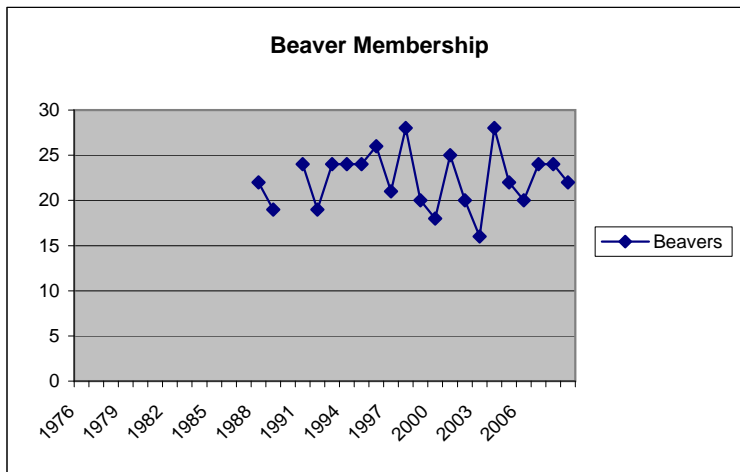
Census

2008

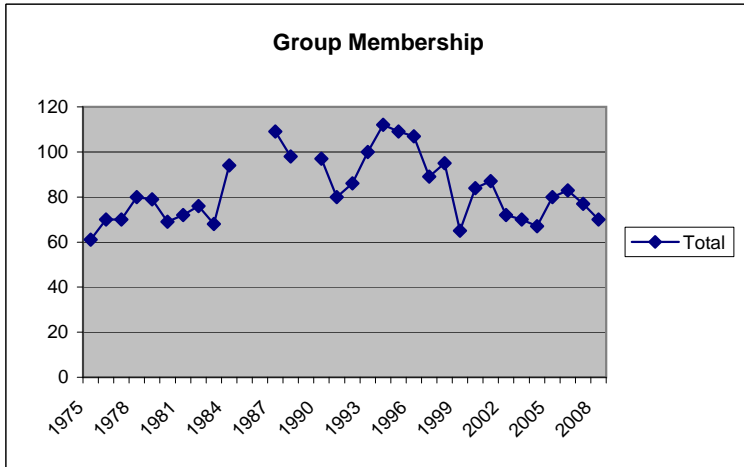
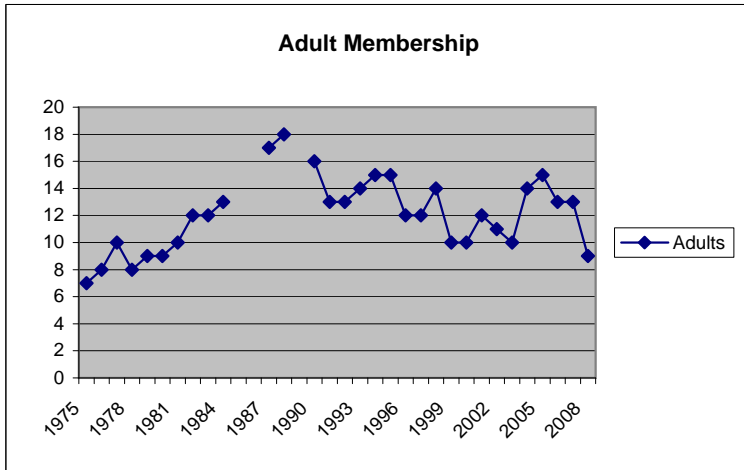
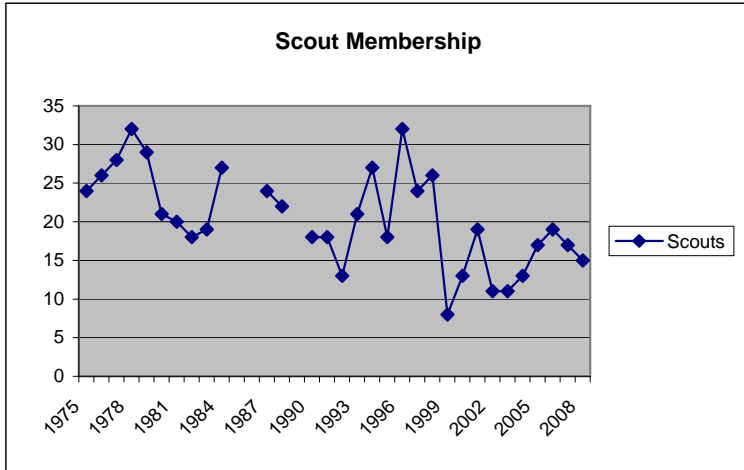
Circulation	Kevin Wall	GSL	Town	Ian Penny	District Chairman
	Steve Haskell	AGSL	Town	Harold Fenn	District Treasurer
	Sandy Latham	GSL	Scoutlink	Ann Morton	District Secretary
	Rich Stevenson	GSL	Jumpers	Derek Blake	Fellowship
	David Crumpler	AGSL	Jumpers	Tony Bolt	Braggers Wood
	Angela Budd	GSL	Highcliffe	Des Whitney	Gang Show
	Mike Manley	SiC	Bransgore	David Stevens	PRO
	Peter Hayes	GSL	Burton	Vicki Ward	YP Rep
	Frank Paines	GSL	Mudford	Charlie Stribling	YP Rep
	Dennis Miller	GSL	Somerford	David Stoddart	
				Robert Phillipson	
				Tim Barnes	
				Janet Campbell	
		Peter Andrews	ADC (Beavers)		
		Sheila Davies	ADC (Cubs)		
		Brian Davies	ADC (Scouts)		
			DESC		
		Dave Ward	ADC (General Duties)		
		Carol Ward	ADC (Adult Support)		
		Roger Milton	Band		
		Mike Taylor	Braggers Wood		

1st Christchurch (Town) Scout Group

Year	Beavers	Cubs	Scouts	Adults	Total
1993	24	27	21	14	100
1994	24	36	27	15	112
1995	26	36	18	15	109
1996	21	31	32	12	107
1997	28	21	24	12	89
1998	20	30	26	14	95
1999	18	23	8	10	65
2000	25	26	13	10	84
2001	20	29	19	12	87
2002	16	27	11	11	72
2003	28	19	11	10	70
2004	22	18	13	14	67 ventures closed
2005	20	28	17	15	80
2006	24	27	19	13	83
2007	24	23	17	13	77
2008	22	24	15	9	70
2008-2007	-2	1	-2	-4	-7

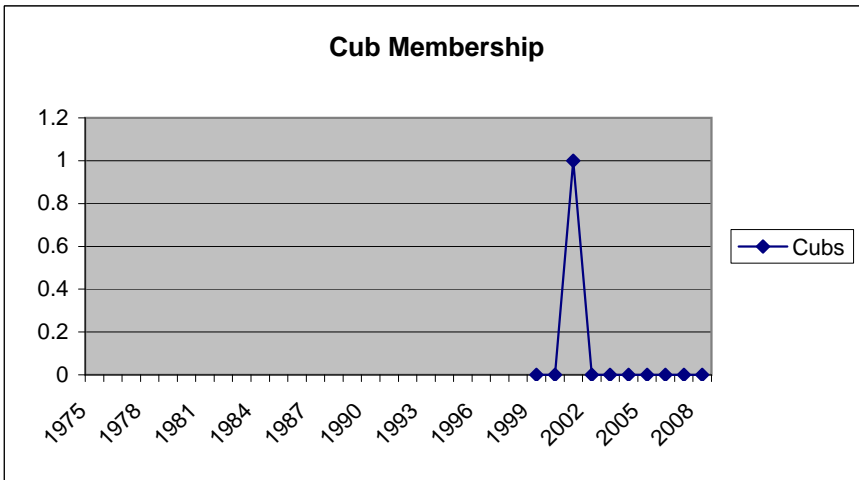


1st Christchurch (Town) Scout Group cont.

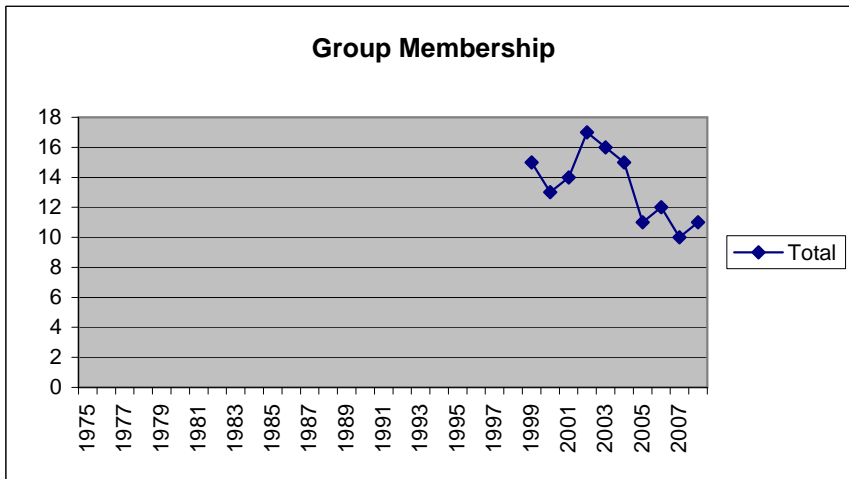
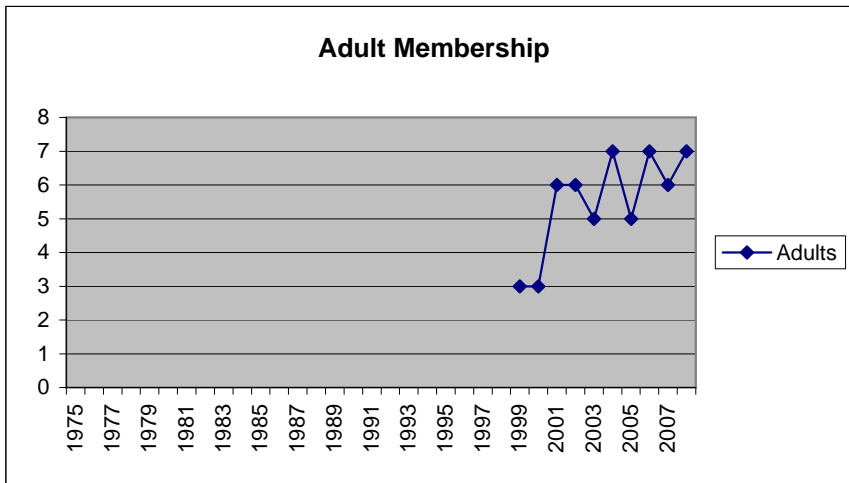


2nd Christchurch (Scoutlink) Scout Group

Year	Beavers	Cubs	Scouts	Adults	Total
1993					
1994					
1995					
1996					
1997					
1998					
1999			12	3	15
2000			4	3	13
2001		1	5	6	14
2002			8	6	17
2003			11	5	16
2004			8	7	15
2005			6	5	11
2006			5	7	12
2007			4	6	10
2008			4	7	11
2008-2007		0	0	1	1

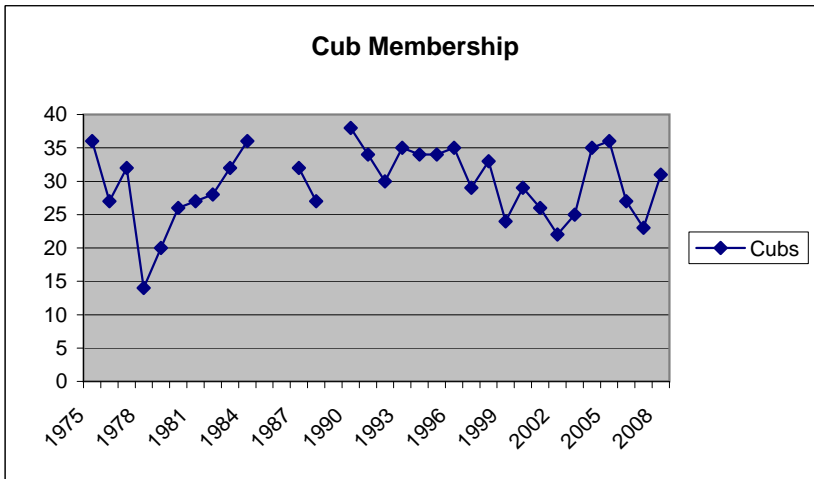
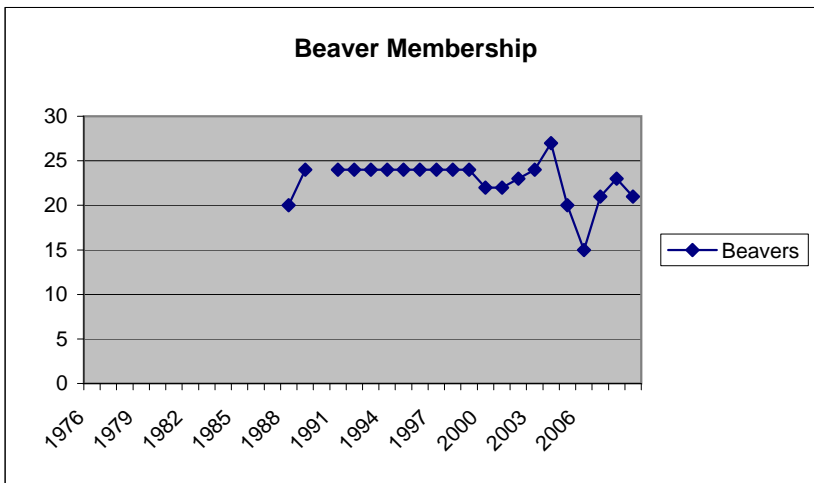


2nd Christchurch (Scoutlink) Scout Group cont.

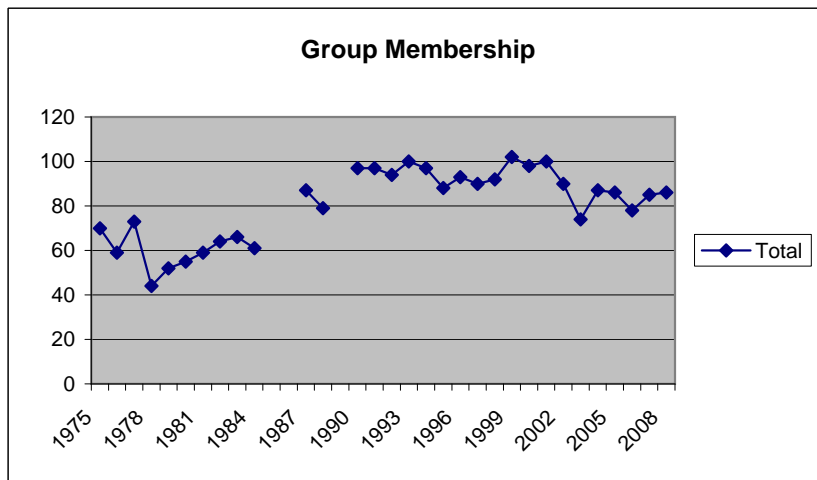
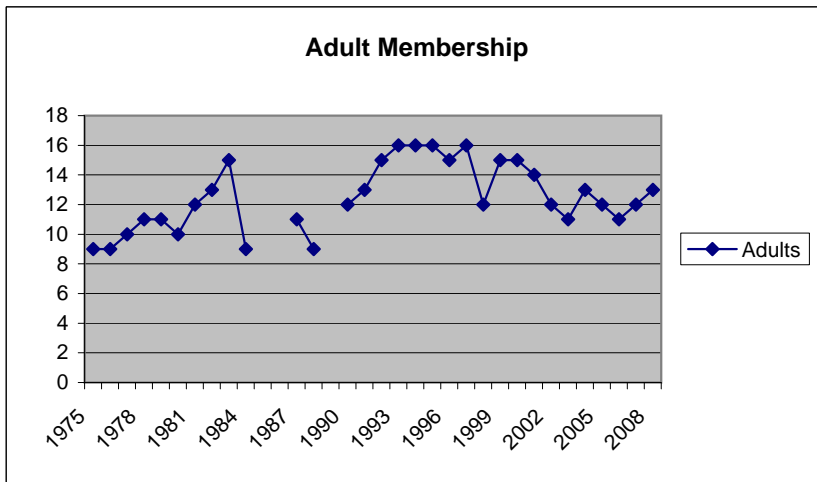
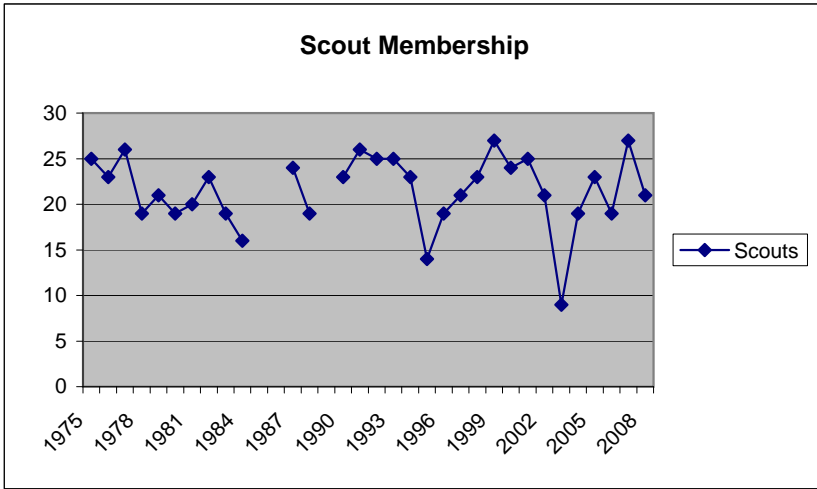


3rd Christchurch (Jumpers) Scout Group

Year	Beavers	Cubs	Scouts	Adults	Total
1993	24	35	25	16	100
1994	24	34	23	16	97
1995	24	34	14	16	88
1996	24	35	19	15	93
1997	24	29	21	16	90
1998	24	33	23	12	92
1999	22	24	27	15	102
2000	22	29	24	15	98
2001	23	26	25	14	100
2002	24	22	21	12	90
2003	27	25	9	11	74
2004	20	35	19	13	87 ventures closed
2005	15	36	23	12	86
2006	21	27	19	11	78
2007	23	23	27	12	85
2008	21	31	21	13	86
2008-2007	-2	8	-6	1	1

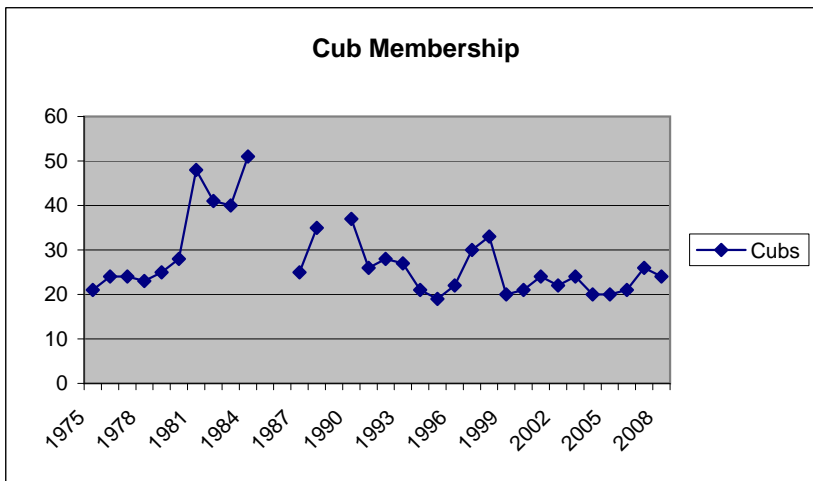
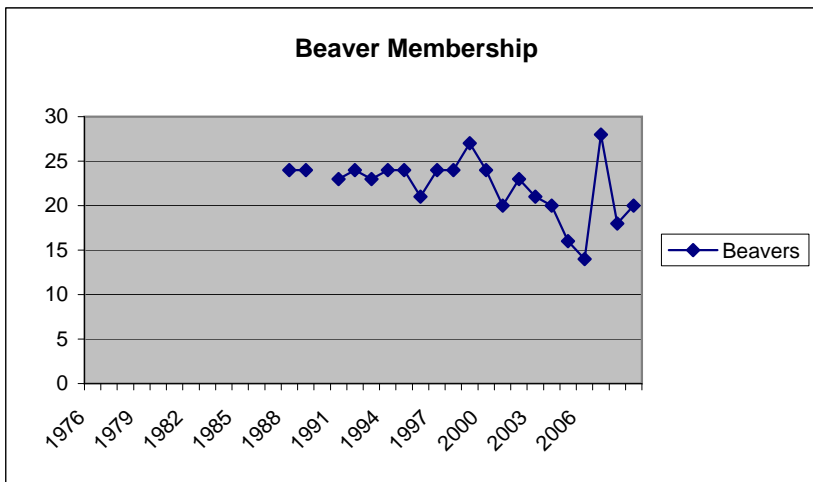


3rd Christchurch (Jumpers) Scout Group cont.

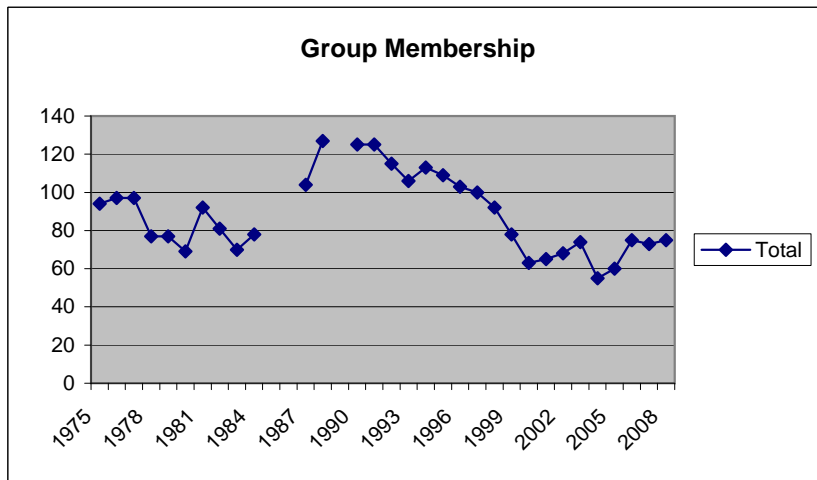
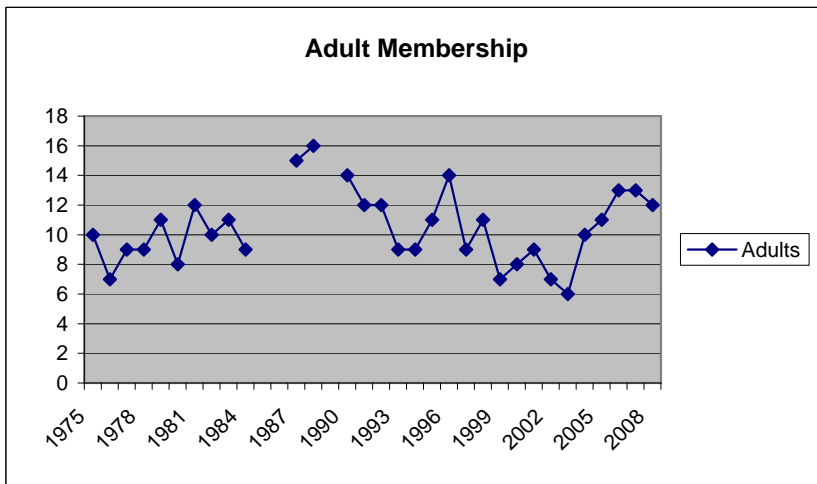
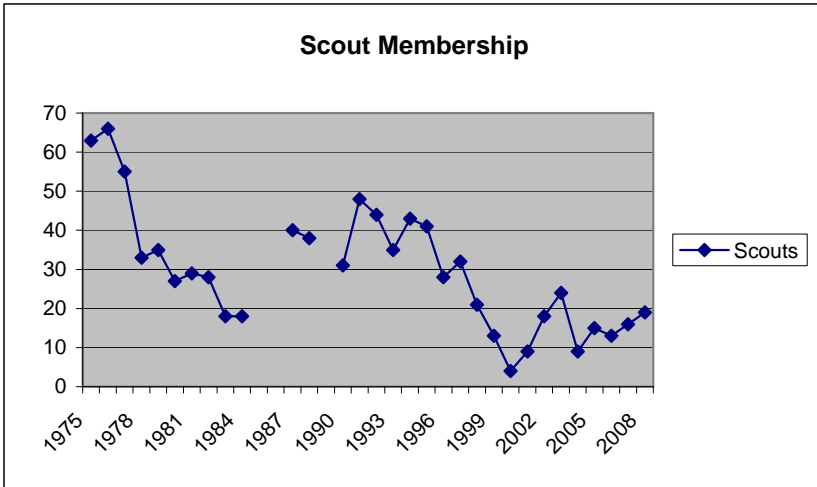


5th Christchurch (Highcliffe) Scout Group

Year	Beavers	Cubs	Scouts	Adults	Total
1993	24	27	35	9	106
1994	24	21	43	9	113
1995	21	19	41	11	109
1996	24	22	28	14	103
1997	24	30	32	9	100
1998	27	33	21	11	92
1999	24	20	13	7	78
2000	20	21	4	8	63
2001	23	24	9	9	65
2002	21	22	18	7	68
2003	20	24	24	6	74
2004	16	20	9	10	55
2005	14	20	15	11	60
2006	28	21	13	13	75
2007	18	26	16	13	73
2008	20	24	19	12	75
2008-2007	2	-2	3	-1	2

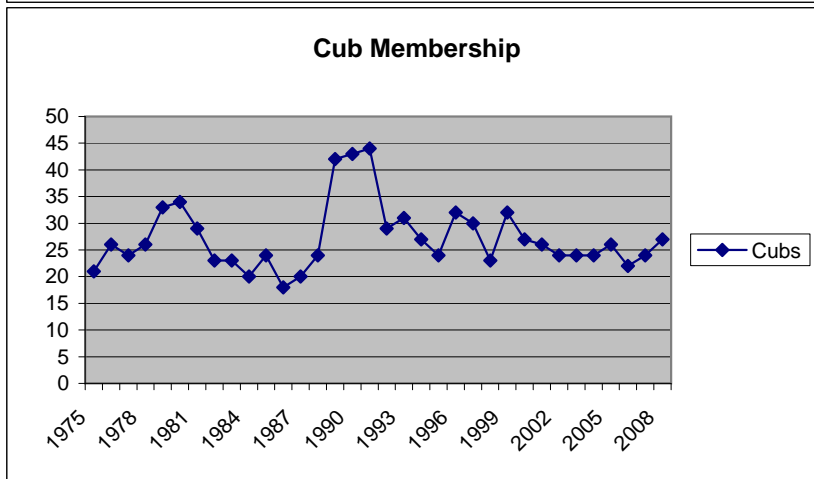
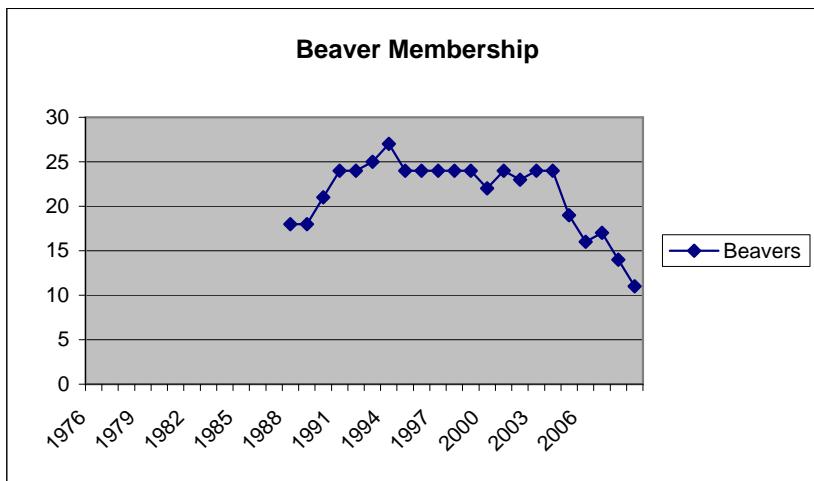


5th Christchurch (Highcliffe) Scout Group cont.

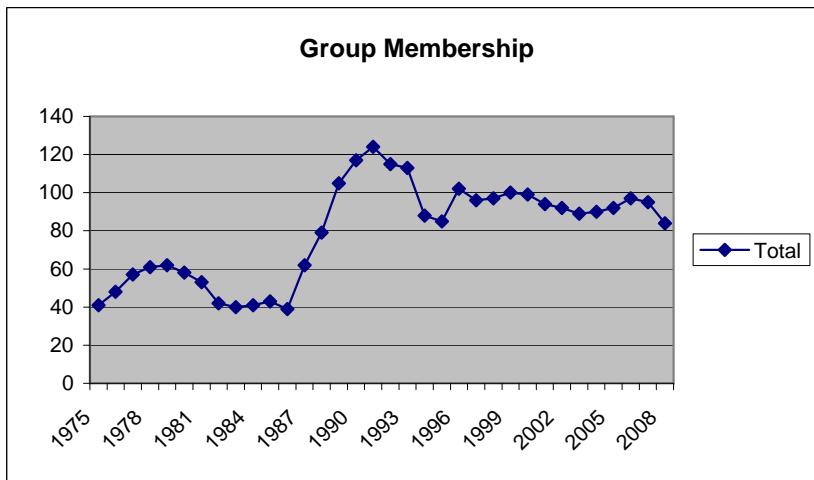
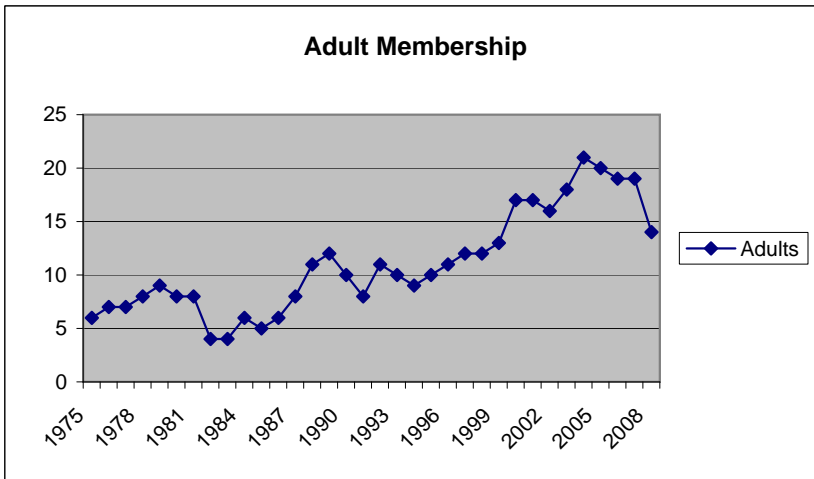
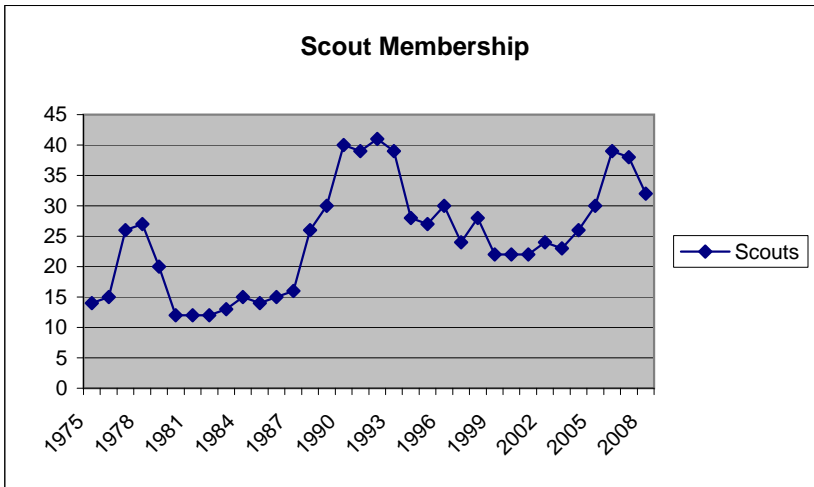


6th Christchurch (Bransgore) Scout Group

Year	Beavers	Cubs	Scouts	Adults	Total
1993	27	31	39	10	113
1994	24	27	28	9	88
1995	24	24	27	10	85
1996	24	32	30	11	102
1997	24	30	24	12	96
1998	24	23	28	12	97
1999	22	32	22	13	100
2000	24	27	22	17	99
2001	23	26	22	17	94
2002	24	24	24	16	92
2003	24	24	23	18	89
2004	19	24	26	21	90
2005	16	26	30	20	92
2006	17	22	39	19	97
2007	14	24	38	19	95
2008	11	27	32	14	84
2008-2007	-3	3	-6	-5	-11

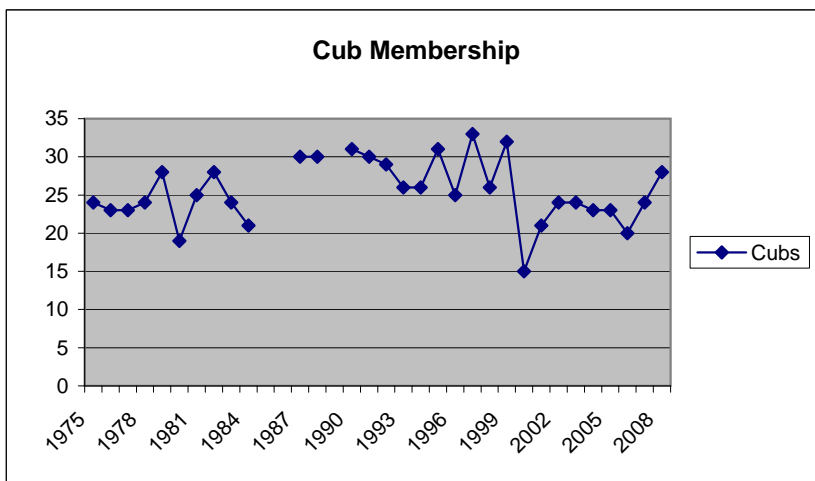
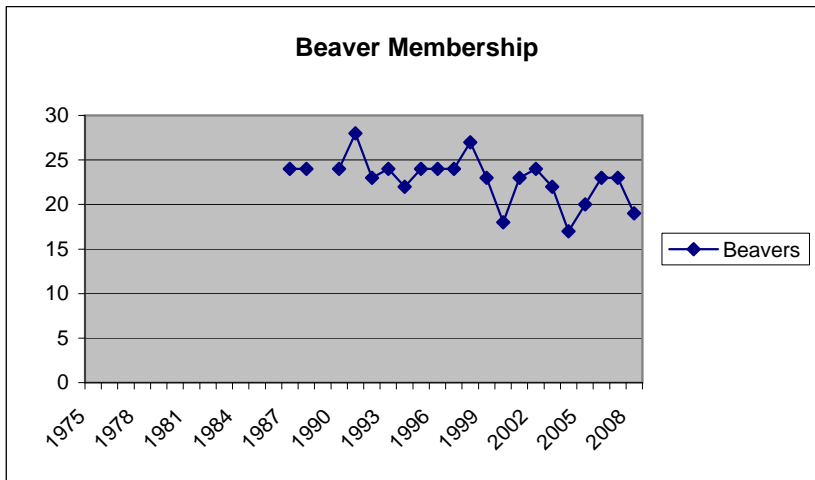


6th Christchurch (Bransgore) Scout Group cont.

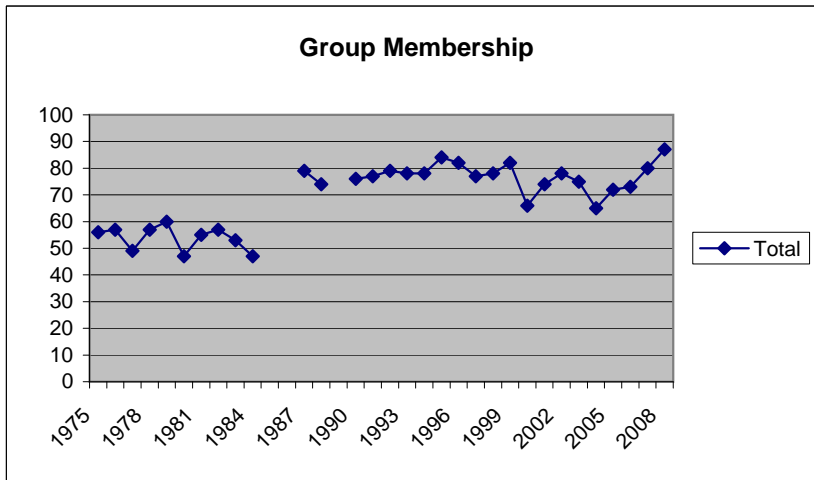
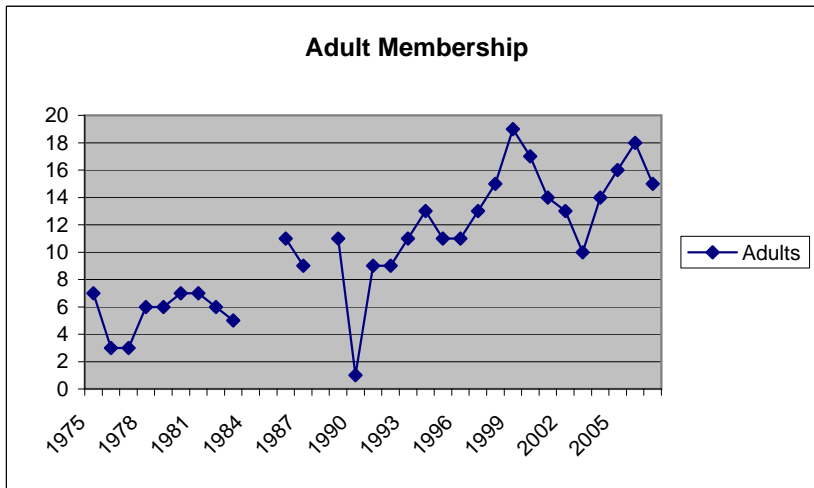


8th Christchurch (Burton) Scout Group

Year	Beavers	Cubs	Scouts	Adults	Total
1992	23	29	18	9	79
1993	24	26	19	9	78
1994	22	26	19	11	78
1995	24	31	16	13	84
1996	24	25	22	11	82
1997	24	33	9	11	77
1998	27	26	12	13	78
1999	23	32	12	15	82
2000	18	15	14	19	66
2001	23	21	13	17	74
2002	24	24	16	14	78
2003	22	24	16	13	75
2004	17	23	15	10	65
2005	20	23	15	14	72
2006	23	20	14	16	73
2007	23	24	15	18	80
2008	19	28	25	15	87
2008-2007	-4	4	10	-3	7

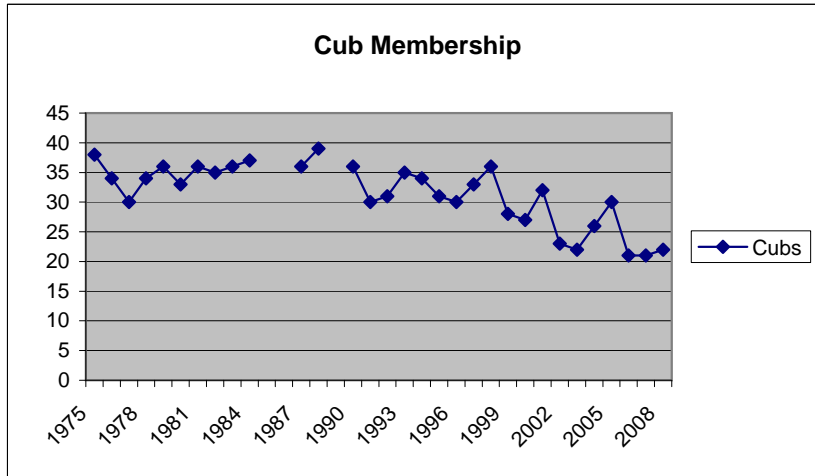
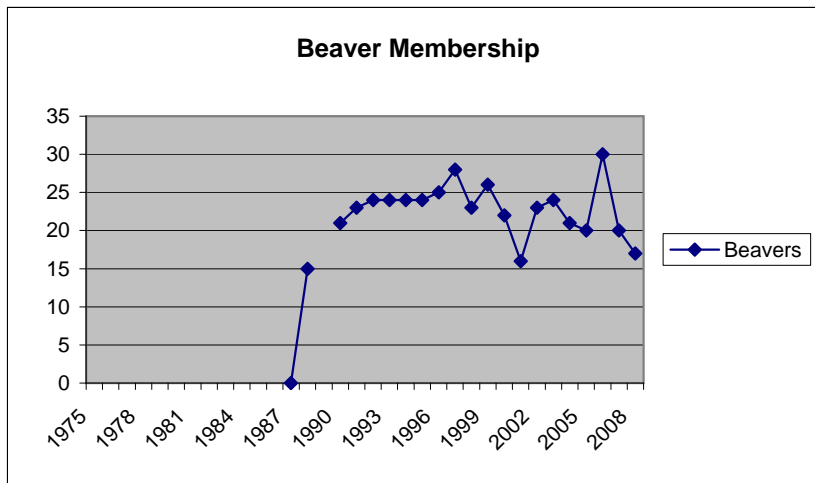


8th Christchurch (Burton) Scout Group cont.

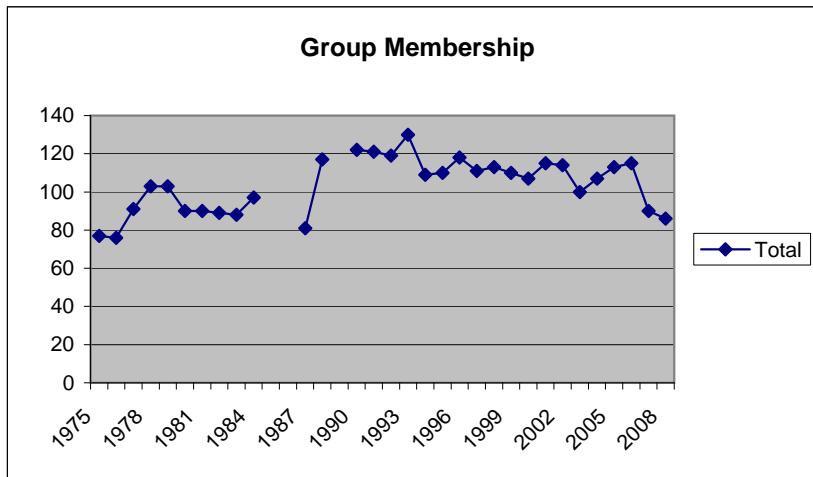
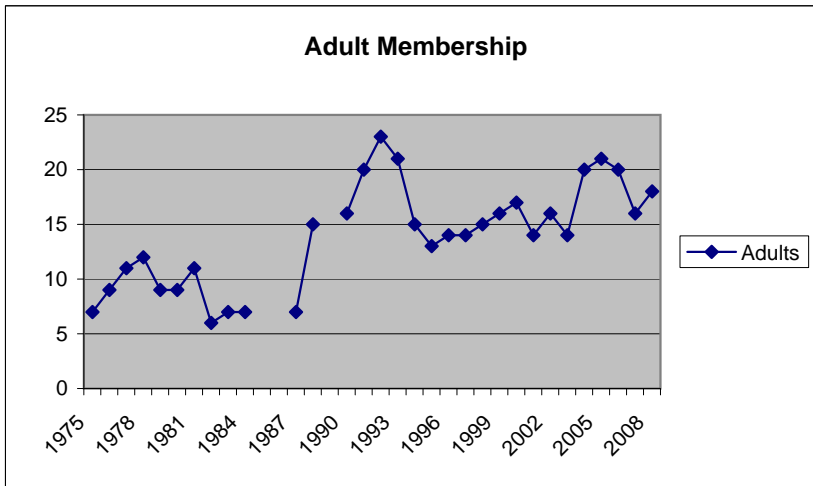
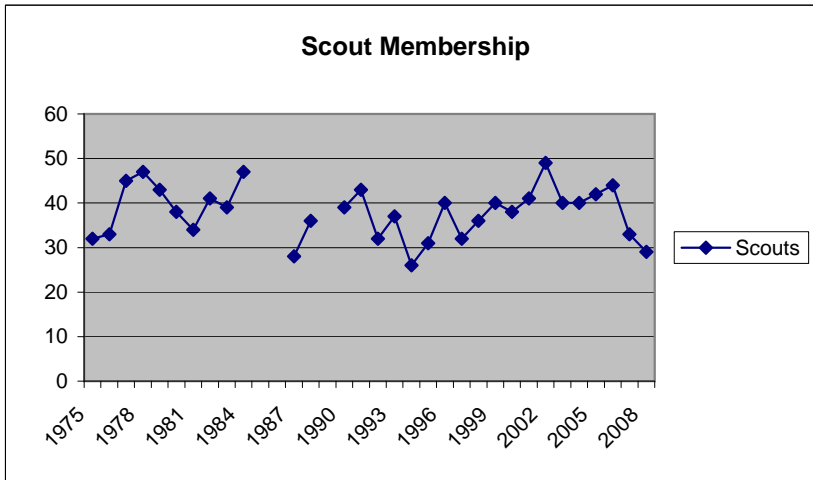


10th Christchurch (Mudford) Scout Group

Year	Beavers	Cubs	Scouts	Adults	Total
1993	24	35	37	21	130
1994	24	34	26	15	109
1995	24	31	31	13	110
1996	25	30	40	14	118
1997	28	33	32	14	111
1998	23	36	36	15	113
1999	26	28	40	16	110
2000	22	27	38	17	107
2001	16	32	41	14	115
2002	23	23	49	16	114
2003	24	22	40	14	100
2004	21	26	40	20	107
2005	20	30	42	21	113
2006	30	21	44	20	115
2007	20	21	33	16	90
2008	17	22	29	18	86
2008-2007	-3	1	-4	2	-4

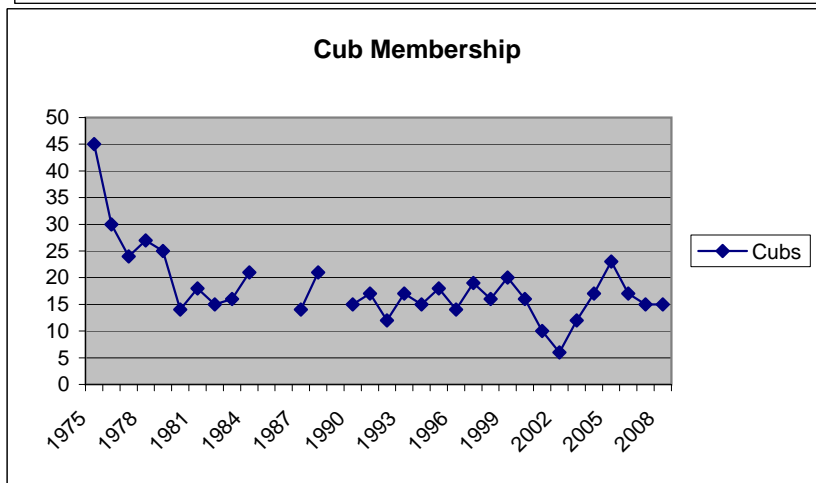
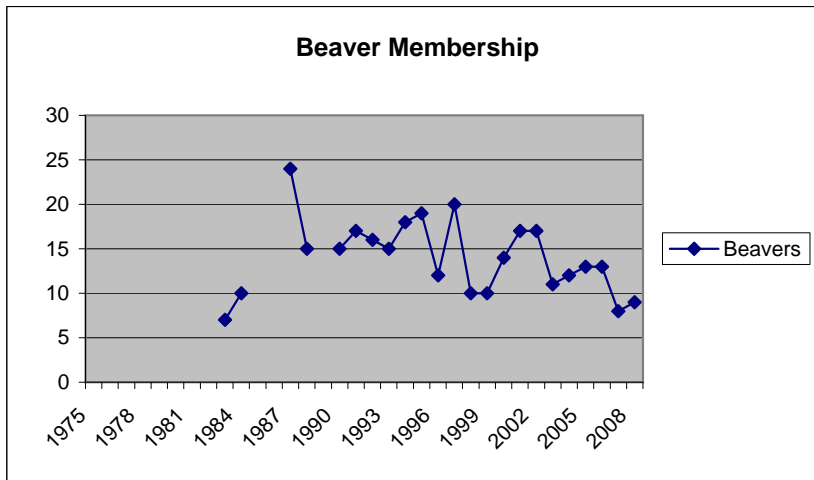


10th Christchurch (Mundeford) Scout Group cont.

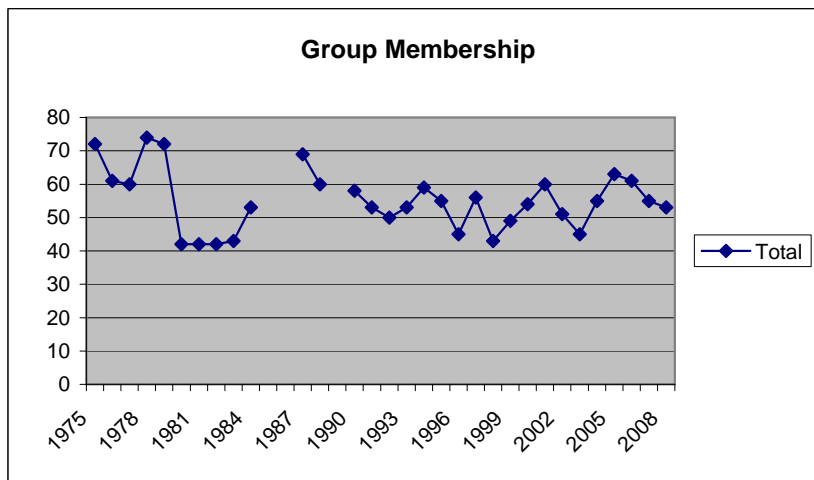
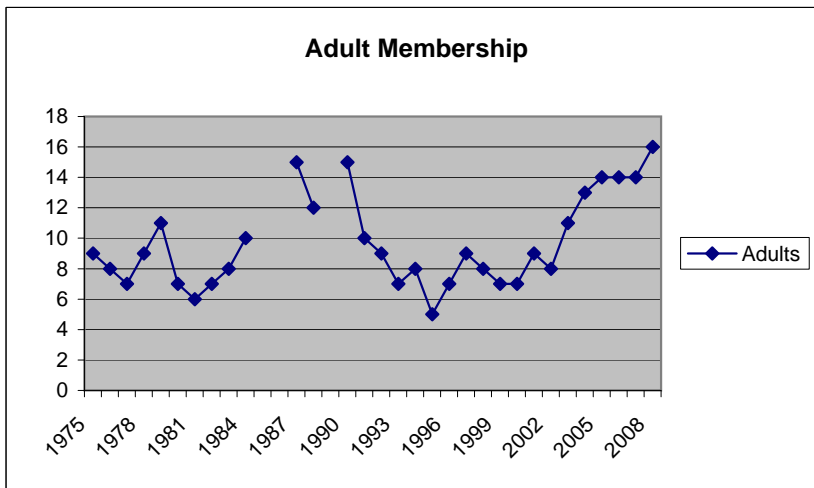
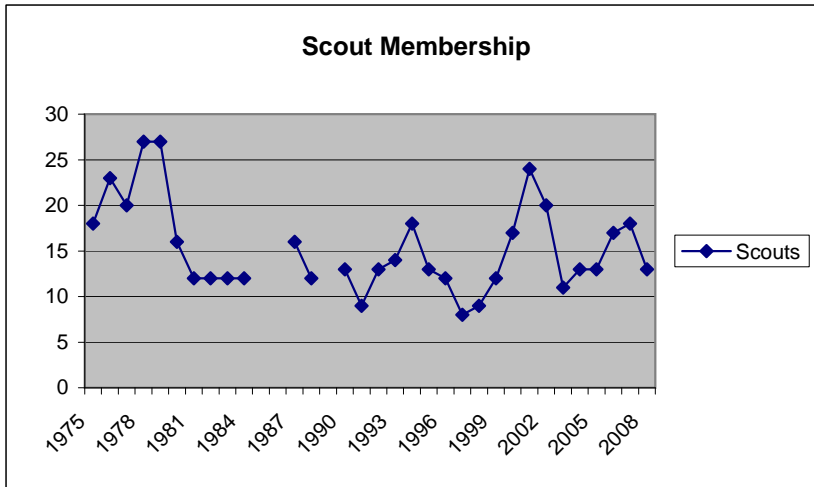


20th Christchurch (Somerset) Scout Group

	Beavers	Cubs	Scouts	Adults	Total
1993	15	17	14	7	53
1994	18	15	18	8	59
1995	19	18	13	5	55
1996	12	14	12	7	45
1997	20	19	8	9	56
1998	10	16	9	8	43
1999	10	20	12	7	49
2000	14	16	17	7	54
2001	17	10	24	9	60
2002	17	6	20	8	51
2003	11	12	11	11	45
2004	12	17	13	13	55
2005	13	23	13	14	63
2006	13	17	17	14	61
2007	8	15	18	14	55
2008	9	15	13	16	53
2008-2007	1	0	-5	2	-2

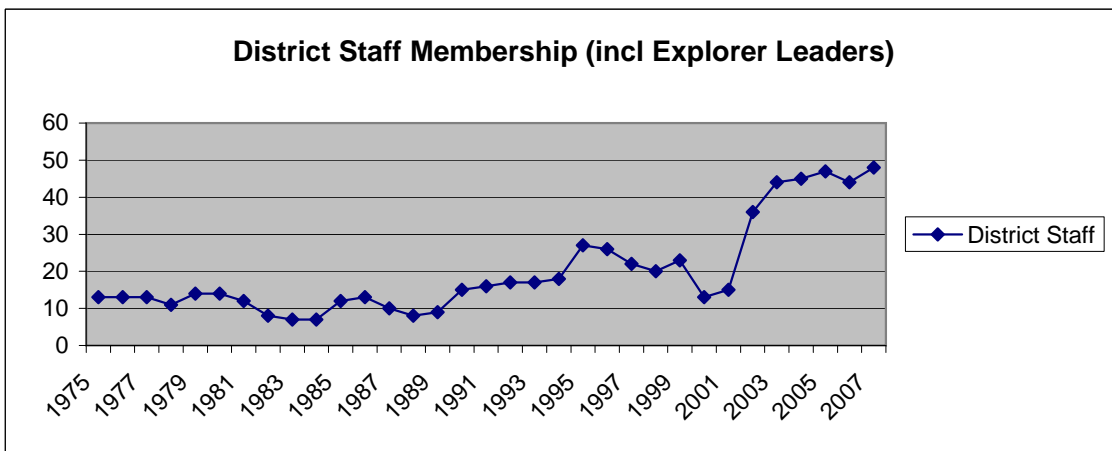
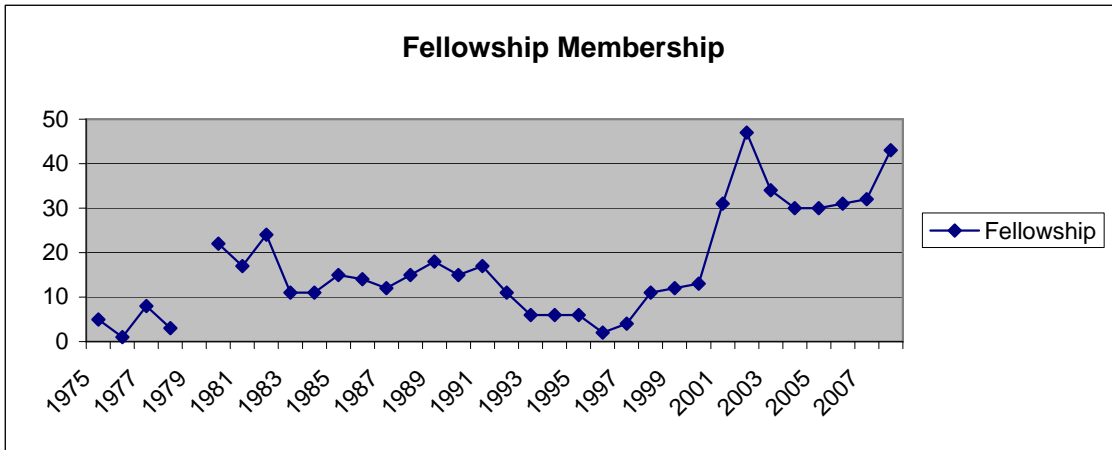


20th Christchurch (Somerford) Scout Group cont.

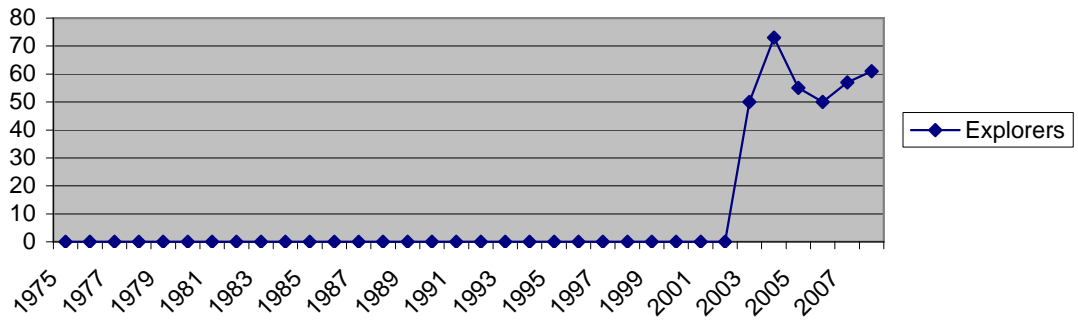


District Fellowship, Staff and Explorer Scouts

	Fellowship	District Staff	Explorer Leaders	Explorers Total	
1993	6	17		0	23
1994	6	17		0	23
1995	6	18		0	24
1996	2	27		0	29
1997	4	26		0	30
1998	11	22		0	33
1999	12	20		0	32
2000	13	23		0	36
2001	31	13		0	44
2002	47	15		0	62
2003	34	27	9	50	120
2004	30	35	9	73	147
2005	30	36	9	55	130
2006	31	35	12	50	128
2007	32	30	14	57	133
2008	43	34	14	61	152
2008-2007	11	4	0	4	19



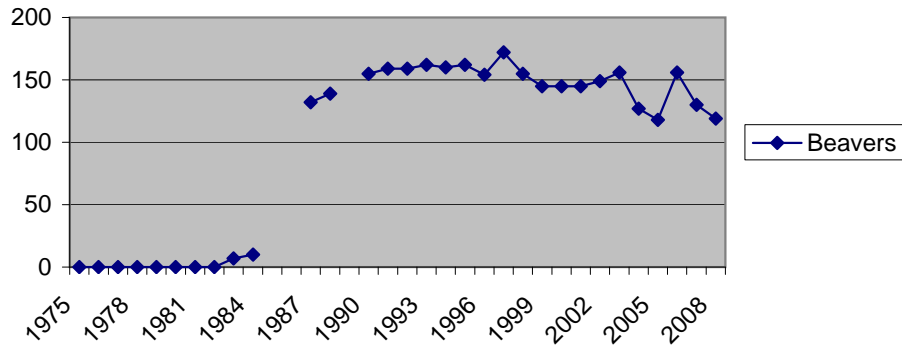
Explorer Membership



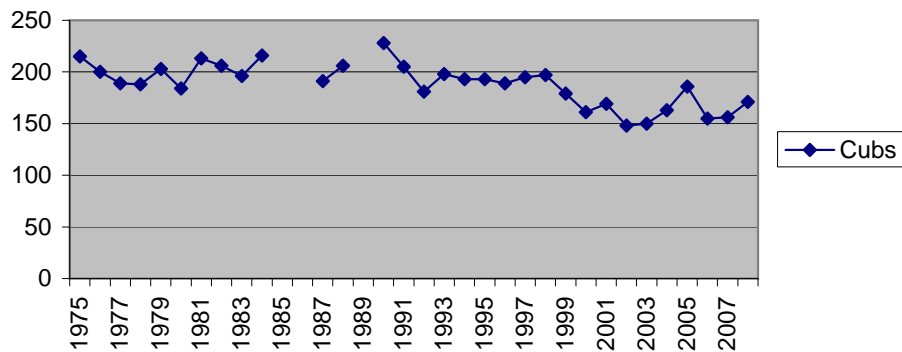
District Membership Summary by Section

	Beavers	Cubs	Scouts	Adults	Explorers	District	Youth	Total
1975	0	215	205	51	0	56	420	527
1976	0	200	213	55	0	14	413	482
1977	0	189	223	57	0	21	440	518
1978	0	188	207	60	0	16	436	512
1979	0	203	192	66	0	11	439	516
1980	0	184	151	57	0	36	373	466
1981	0	213	145	66	0	31	397	494
1982	0	206	152	59	0	36	392	487
1983	7	196	143	63	0	19	365	447
1984	10	216	154	59	0	18	412	489
1985								
1986								
1987	132	191	162	84	0	25	507	616
1988	139	206	164	90	0	25	544	659
1989								
1990	155	228	174	94	0	24	598	716
1991	159	205	201	77	0	32	600	709
1992	159	181	186	92	0	27	566	685
1993	162	198	190	86	0	23	594	703
1994	160	193	184	83	0	23	573	679
1995	162	193	160	83	0	24	557	664
1996	154	189	183	84	0	29	566	679
1997	172	195	150	83	0	30	536	649
1998	155	197	155	85	0	33	525	643
1999	145	179	146	86	0	32	515	633
2000	145	161	136	96	0	36	488	620
2001	145	169	158	98	0	44	511	653
2002	149	148	167	90	0	62	492	644
2003	156	150	145	88	50	70	505	663
2004	127	163	143	108	73	74	506	688
2005	118	186	161	112	55	75	520	707
2006	156	155	170	113	50	78	531	722
2007	130	156	168	111	57	76	511	698
2008	119	171	158	104	61	91	509	704
2008-2007	-11	15	-10	-7	4	15	-2	6

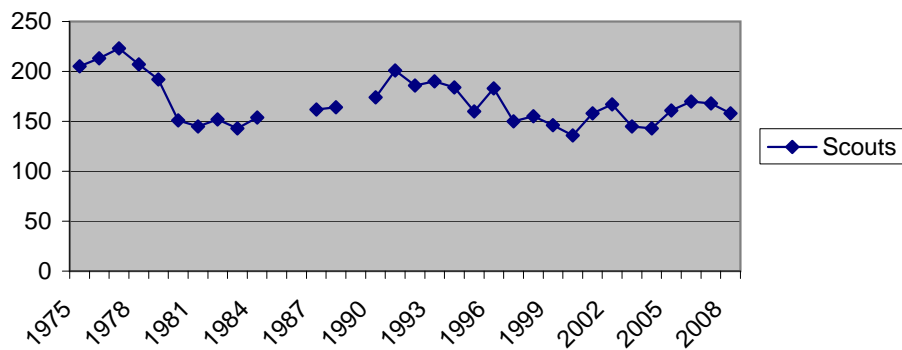
Total Beaver Membership

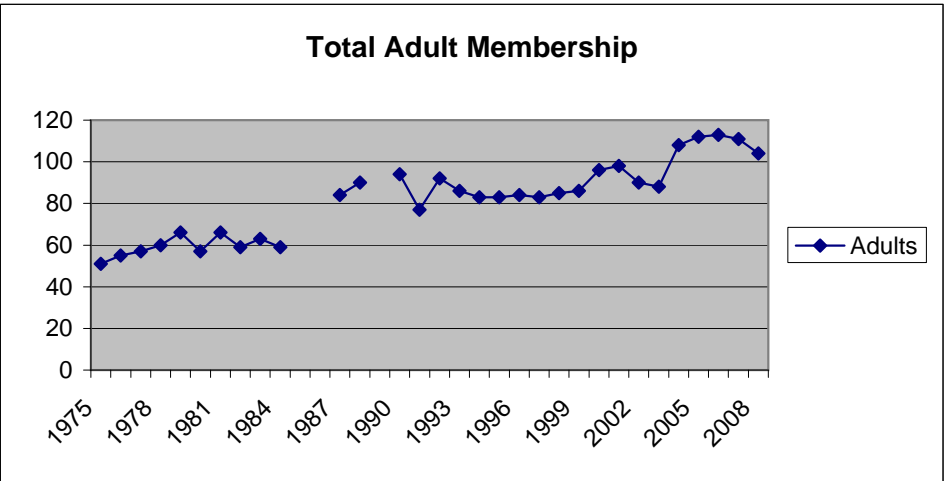
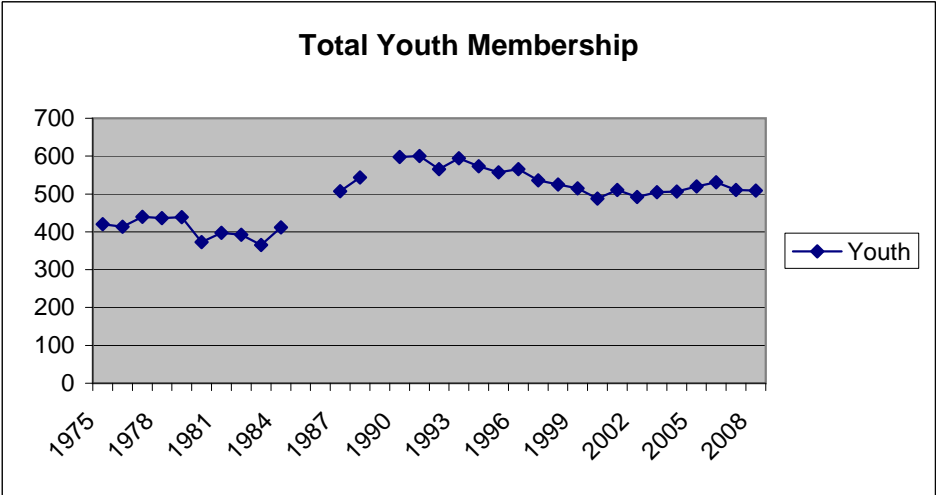
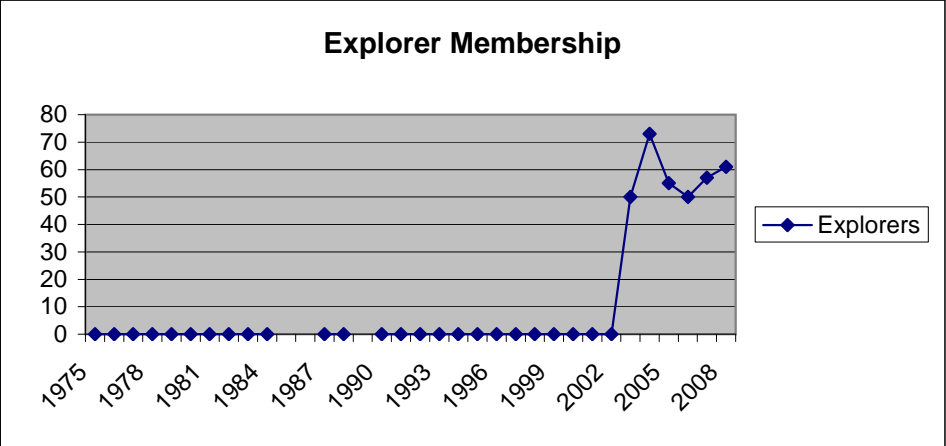


Total Cub Membership

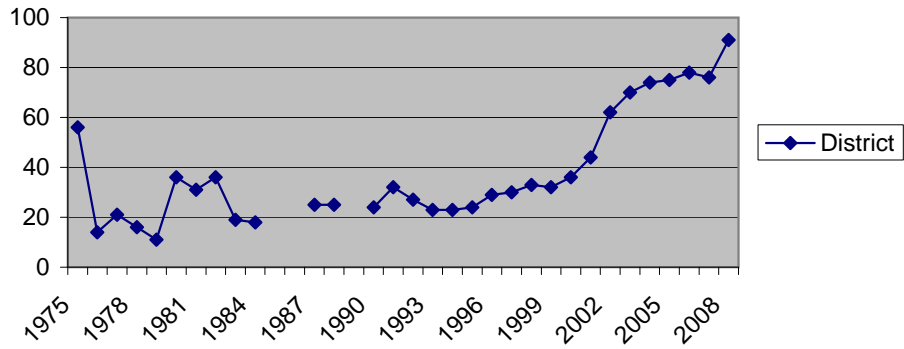


Total Scout Membership

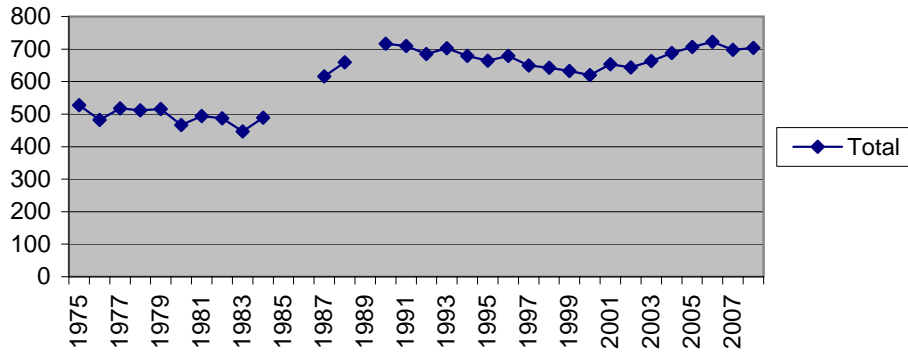




District Adult Membership



Total Membership



Detailed Summary

Beavers

	Young People									Waiting List			Adults in section		
	Girls			Boys			Total			07	08	+/-	07	08	+/-
	07	08	+/-	07	08	+/-	07	08	+/-						
Town	3	5	2	21	17	-4	24	22	-2				3	0	-3
Scoutlink															
Jumpers				23	21	-2	23	21	-2				1	3	2
Highcliffe	0	1	1	18	19	1	18	20	2	8	0	-8	2	2	0
Bransgore				14	11	-3	14	11	-3		2	2	3	2	-1
Burton	0	1	1	23	18	-5	23	19	-4				3	2	-1
Mudeford				20	17	-3	20	17	-3	19	20	1	4	2	-2
Somerford	2	1	-1	6	8	2	8	9	1				4	3	-1
Totals	5	8	3	125	111	-14	130	119	-11	27	22	-5	20	14	-6

Cubs

	Young People									Waiting List			Adults in section		
	Girls			Boys			Total			07	08	+/-	07	08	+/-
	07	08	+/-	07	08	+/-	07	08	+/-						
Town	4	3	-1	19	21	2	23	24	1				3	3	0
Scoutlink															
Jumpers				23	31	8	23	31	8				4	4	0
Highcliffe	2	2	0	24	22	-2	26	24	-2	3	3	0	3	2	-1
Bransgore				24	27	3	24	27	3	4	6	2	4	3	-1
Burton	3	2	-1	21	26	5	24	28	4				6	5	-1
Mudeford				21	22	1	21	22	1	5	35	30	2	4	2
Somerford	8	2	-6	7	13	6	15	15	0				5	6	1
Totals	17	9	-8	139	162	23	156	171	15	12	44	32	27	27	0

Scouts

	Young People									Waiting List			Adults in section		
	Girls			Boys			Total			07	08	+/-	07	08	+/-
	07	08	+/-	07	08	+/-	07	08	+/-						
Town	5	5	0	12	10	-2	17	15	-2				1	2	1
Scoutlink				4	4	0	4	4	0				2	4	2
Jumpers				27	21	-6	27	21	-6				3	0	-3
Highcliffe	1	2	1	15	17	2	16	19	3	2	2	0	5	4	-1
Bransgore				38	32	-6	38	32	-6				7	6	-1
Burton	2	3	1	13	22	9	15	25	10				5	5	0
Mudeford	4	3	-1	29	26	-3	33	29	-4	5	12	7	5	8	3
Somerford	10	7	-3	8	6	-2	18	13	-5				1	3	2
Totals	22	20	-2	146	138	-8	168	158	-10	7	14	7	29	32	3

Explorers

	Young People									Waiting List			Adults in section		
	Girls			Boys			Total			07	08	+/-	07	08	+/-
	07	08	+/-	07	08	+/-	07	08	+/-						
YL	7	8	1	19	26	7	26	34	8						
PESU	5	0	-5	10	6	-4	15	6	-9				5	1	-4
MESU	3	3	0	11	9	-2	14	12	-2				4	4	0
SESU	4	3	-1	7	6	-1	11	9	-2				5	6	1
YL Only	6	8	2	11	26	15	17	34	17				0	3	3
Totals	18	14	-4	39	47	8	57	61	4	0	0	0	14	14	0

Totals

	Young People									Waiting List			Adults in section		
	Girls			Boys			Total			07	08	+/-	07	08	+/-
	07	08	+/-	07	08	+/-	07	08	+/-						
	62	51	-11	449	458	9	511	509	-2	46	80	34	90	87	-3